



Mechanical backhoe U Series


The backhoes from the U series allow moving earth by using the rear hitching of the tractor. They are complete with a mechanically shifting frame.



Main features



Hydraulic locking



Independent support feet with piloted locking valves

They increase translation while ensuring safety in all working conditions.



Ergonomically positioned seat

easily accessible and adjustable, allowing operation in conditions of perfect visibility for greater comfort and work safety

Technical data sheet

| | | | U170 |
|---------------------|--|--|-------------|
| Tractor power range | | | 20-30 |
| Excavation depth | | | 1700 |
| Frame width | | | 1100 |
| Total weight | | | 285 |